



Description:

20 AWG stranded (19x33) .035" tinned copper conductor, polyethylene insulation, tinned copper braid shield (95% coverage), non-contaminating PVC jacket.

Physical Characteristics (Overall)

Conductor

AWG:

# Coax	AWG	Stranding	Conductor Material	Dia. (in.)
1	20	19x33	TC - Tinned Copper	.035

Insulation

Insulation Material:

Insulation Material	Dia. (in.)
PE - Polyethylene	.115

Outer Shield

Outer Shield Material:

Type	Outer Shield Material	Coverage (%)
Braid	TC - Tinned Copper	95

Outer Jacket

Outer Jacket Material:

Outer Jacket Material
PVCNC - Polyvinyl Chloride Non-Contaminating

Overall Cabling

Overall Nominal Diameter: 0.195 in.

Mechanical Characteristics (Overall)

Operating Temperature Range: -40°C To +85°C

UL Temperature Rating: 85°C

Bulk Cable Weight: 24 lbs/1000 ft.

Max. Recommended Pulling Tension: 42 lbs.

Min. Bend Radius (Install)/Minor Axis: 2 in.

Applicable Specifications and Agency Compliance (Overall)

Applicable Standards & Environmental Programs

EU CE Mark: Yes

EU Directive 2000/53/EC (ELV): Yes

EU Directive 2002/95/EC (RoHS): Yes

EU RoHS Compliance Date (mm/dd/yyyy): 10/01/2005

EU Directive 2002/96/EC (WEEE): Yes

EU Directive 2003/11/EC (BFR): Yes

CA Prop 65 (CJ for Wire & Cable): Yes

MII Order #39 (China RoHS): Yes

Military Specification:	MIL-C-17G, M17/155-00001
RG Type:	58C/U

Plenum/Non-Plenum

Plenum (Y/N):	No
----------------------	----

Electrical Characteristics (Overall)

Nom. Characteristic Impedance:

Impedance (Ohm)
50

Nom. Inductance:

Inductance (µH/ft)
.077

Nom. Capacitance Conductor to Shield:

Capacitance (pF/ft)
30.8

Nominal Velocity of Propagation:

VP (%)
66

Nominal Delay:

Delay (ns/ft)
1.54

Nom. Conductor DC Resistance:

DCR @ 20°C (Ohm/1000 ft)
10.8

Nominal Outer Shield DC Resistance:

DCR @ 20°C (Ohm/1000 ft)
4.1

Nom. Attenuation:

Freq. (MHz)	Attenuation (dB/100 ft.)
1	.4
10	1.4
50	3.3
100	4.9
200	7.3
400	11.5
700	17.0
900	20.0
1000	21.5

Max. Operating Voltage - Non-UL:

Voltage
1400 V RMS

Notes (Overall)

Notes: Non-SWR swept version of RG-58.

Put Ups and Colors:

Item #	Putup	Ship Weight	Color	Notes	Item Desc
8262 010U1000	1,000 FT	26.000 LB	BLACK		MIL-C-17G COAX
8262 010U500	500 FT	13.500 LB	BLACK		MIL-C-17G COAX
8262 010I000	1,000 FT	25.000 LB	BLACK	C	MIL-C-17G COAX
8262 010I500	500 FT	12.500 LB	BLACK	C	MIL-C-17G COAX



Notes:
C = CRATE REEL PUT-UP.

MIL-C-17G QPL Cable


50 Ohm Coax

Description	Part No.	UL NEC/ C(UL) CEC Type	Standard Lengths		Standard Unit Weight		Conductor (stranding) Diameter Nom. DCR	Nominal Core OD		Shielding Materials Nom. DCR	Nominal OD		Nom. Imp. (Ω)	Nom. Vel. of Prop.	Nominal Capacitance		Nominal Attenuation		
			Ft.	m	Lbs.	kg		Inch	mm		Inch	mm			pF/Ft.	pF/m	MHz	dB/100 Ft.	dB/100m

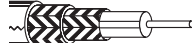

20 AWG Stranded (.035" Tinned Copper Conductor • Tinned Copper Braid Shield (95% Coverage)

Polyethylene Insulation • Black Non-contaminating PVC Jacket																			
85°C	9203	—	500	152.4	12.5	5.7	20 AWG (19x33) .035" TC 10.8Ω/M' 35.4Ω/km	.116	2.95	TC Braid 95% Shield Coverage 4.1Ω/M' 13.5Ω/km	.195	4.95	50	66%	30.8	101.0	1	.4	1.3
			1000	304.8	25.0	12.3											10	1.4	4.6
																			
M17/28-RG58																			
85°C	8262	—	U-500	U-152.4	13.5	6.1	20 AWG (19x33) .035" TC 10.8Ω/M' 35.4Ω/km	.115	2.92	TC Braid 95% Shield Coverage 4.1Ω/M' 13.5Ω/km	.195	4.95	50	66%	30.8	101.0	1	.4	1.3
			500	152.4	12.5	5.7											10	1.4	4.6
																			
M17/155-00001 (RG-58C/U). Non-SWR swept version of RG-58.																			

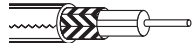
19 AWG Solid .034" Silver-coated Copper Conductor • Double Silver-coated Copper Braid Shield (95% Coverage)

Polyethylene Insulation • Black Non-contaminating PVC Jacket																			
UL AWM Style 1354 (30V 60°C)	9273	NEC:	100	30.5	4.7	2.1	19 AWG (solid) .034" SCC 8.8Ω/M' 28.9Ω/km	.117	2.97	(2) SCC Braids 95% Shield Coverage 2.5Ω/M' 8.2Ω/km	.212	5.39	50	66%	30.8	101.0	1	.4	1.3
		CMX	U-500	U-152.4	20.0	9.1											10	1.2	3.9
																			
M17/167-00001 (RG-223/U). Non-SWR swept version of RG-223.																			

18 AWG Solid .037" Silver-coated Copper-covered Steel Conductor • Double Silver-coated Copper Braid Shield (96% Coverage)

Plenum • TFE Teflon® Insulation • Tinted Brown FEP Jacket																			
200°C VW-1	84142	NEC:	100	30.5	5.0	2.3	18 AWG (solid) .037" SCCCS 19.3Ω/M' 63.3Ω/km	.116	2.95	(2) SCC Braids 96% Shield Coverage 2.3Ω/M' 7.5Ω/km	.195	4.95	50	70%	29.0	95.1	10	1.1	3.6
		CMP	500†	152.4	22.5	10.2											50	2.6	8.5
																			
M17/60-RG142																			
200°C VW-1	83242	NEC:	100†	30.5	5.3	2.4	18 AWG (solid) .037" SCCCS 19.3Ω/M' 63.3Ω/km	.116	2.95	(2) SCC Braids 96% Shield Coverage 2.3Ω/M' 7.5Ω/km	.195	4.95	50	70%	29.0	95.1	10	1.1	3.6
		CMP	500†	152.4	22.5	10.2											50	2.6	8.5
																			
M17/158-00001 (RG-142B/U). Non-SWR swept version of RG-142.																			

18 AWG Solid .037" Silver-coated Copper-covered Steel Conductor • Silver-coated Copper Braid Shield (95% Coverage)

Plenum • TFE Teflon Insulation • Tinted Brown FEP Jacket																			
200°C VW-1	84303	NEC:	500†	152.4	16.5	7.5	18 AWG (solid) .037" SCCCS 16.3Ω/M' 53.5Ω/km	.116	2.95	SCC Braid Shield 95% Shield Coverage 4.3Ω/M' 14.1Ω/km	.170	4.31	50	70%	29.0	95.1	10	1.1	3.6
		CL2P	1000†	304.8	32.0	14.5											50	2.6	8.5
																			
M17/111-RG303																			

DCR = DC Resistance • FEP = Fluorinated Ethylene Propylene • SCC = Silver-coated Copper • SCCCS = Silver-coated Copper-covered Steel • TC = Tinned Copper • TFE = Tetra Fluoroethylene

† May contain more than one piece, minimum length of any 1 piece is 25 feet.

Teflon is a DuPont trademark.